

## Digital Documents

### International Maritime Organization (IMO)

#### USER MANUAL

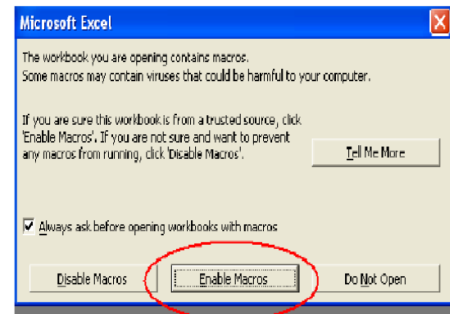
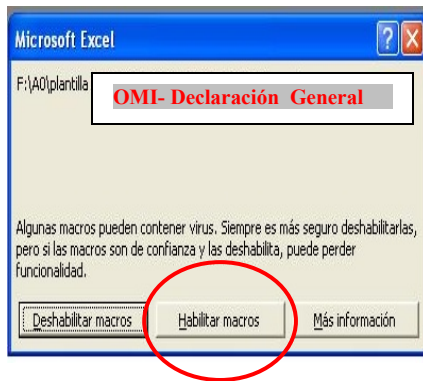
#### IMO TEMPLATE FOR TRANSMISSIONS TO CUBA CUSTOMS

The present Helps has as objective to give the necessary information to the users of the template designed as software to create messages XML of the OMI Documents, for the later delivery to Cuba Customs. The update version will be able to discharge in the website in Internet (<http://www.aduana.co.cu>)

The Delivery of messages OMI is, of Ships to Consignees and its later delivery to the Cuba Customs by means of ftp site and/or email. In later phase, delivery website, using an installed browser.

In the use of the Software to create messages OMI, the templates .xlt are used to introduce the data of the documents and to generate the message XML, using Microsoft Excel.

1. The template for the TRANSMISION TO CUBA CUSTOMS is in excel format and it contains macros, therefore when the file is open is presented the next message, then pulse the button **ENABLE MACROS (HABILITAR MACROS)**



It is optional to the beginning, the preparation and location of a parameter file denominated buzón.txt in a folder denominated OMI, that contains the text chain for the identification of the route or the way to the server in the net, and their shared folder as destination for the messages generated for the communication. <\\server\OMI\Output>

2. The screen that will be presented when opening the template is as the one that is shown to continuation. The stalls with having headed in blue color should they are of having filled obligatory, those of white color are Not of having filled obligatory, but optional.

#### **Summary General Aspects**

The templates were designed absolutely respecting the structure of the original documents, which are observed in the preliminary view of second leaf of the digital book.

The templates have incorporate a group of data but stable or of less frequency of changes (combobox or list of selection of data) such as Cuban Ports with origin in the Charts of Control of Cuba Customs to facilitate the filled and validation.

The templates have incorporate a group of less stable data or less frequency of changes through connect or bonds of Data with origin in the Charts of Control of Cuba Customs, such as the List of Ports of the World, to facilitate the filled and validation. Most of these bonds is small text files that should be discharged additionally to the templates.

The templates contain programmed buttons with macros which execute the generation and/or import of the XML files automatically.

## IMO DOCUMENTS:

**IMO General Declaration (OMI-G)**  
**IMO Crew List (OMI-T)**  
**IMO Passenger List (OMI-P)**  
**Crew's Effects Declaration (OMI-E)**  
**IMO Ship's Stores Declaration (OMI-B)**  
**Dangerous Good Declaration (OMI-M)**

This template ( Plantillas OMI.xlt ) contains 12 pages or leaves:

Page 1 OMI-G	Page 7	<b>print (G)</b> eneral Declaration
Page 2 OMI-T	Page 8	<b>print</b> Crew List <b>(T)</b>
Page 3 OMI-P	Page 9	<b>print (P)</b> assenger List
Page 4 OMI-B	Page 10	<b>print</b> Ship's Stores Decl. <b>(B)</b>
Page 5 OMI-E	Page 11	<b>print</b> Crew's <b>(E)</b> ffects Decl.
Page 6 OMI-M	Page 12	<b>print</b> Dangerous Goods Decl. <b>(M)</b>

In this templates, in some cases, could take data for selection of lists of spread data and it is also offered to open bonds of updated data , discharged of Charts of Control, to see, to verify, to copy or to cut information going to the template.



PUERTOS DEL MUNDO /  
PORTS OF THE WORLD



In this area to the beginning of the screen, a link settles down through which can discharge the compressed file , that contain the Charts of Control of Cuba Customs in format txt. Those related with this template are: tc buques and tc tbuques (ships), puertos (Cuban ports), pais (flag state of ship), l embarque (port of arrival/departure) and atraques.txt (position of the ship in the port),. These charts should be extracted in the same folder where the templates have been located (.xlt)

<https://sua.aduana.cu/download/tctxt.tgz>

[https://sua.aduana.cu/download/tc\\_omi.tgz](https://sua.aduana.cu/download/tc_omi.tgz)



Copy or extract in Destination folder: **C:\OMI**

- Striped Ships
- Ports Embark List
- Striped Country
- Cuba Station Ports
- Type Ship
- Berth or station



In all the cases the data shadowed in the template with blue color are obligatory.

**Shaded fields are mandatory**

**Actualiza Datos /**  
**Update Data**

This button refreshes and it upgrades data in the Goods Decl. template. The use of this button is valid and opportune almost always.

# IMO General Declaration (OMI-G)

 Información Adelantada / Electronic Advanced Information DOCUMENTOS OMI / IMO Documents OMI - DECLARACION GENERAL / IMO General Declaration Format : XML		 International Maritime Organization	
Instrucciones / Instructions: Introduzca los Datos / Please Introduce the data Los campos sombreados son obligatorios / <b>Shaded fields are mandatory</b>			
OMI – DECLARACIÓN GENERAL / IMO General Declaration <input type="radio"/> Llegada/Arrival <input type="radio"/> Salida/Departure			
<b>1.1 Nombre del buque / Name of ship</b>	<b>1.1 Tipo del buque / Type of ship</b>	<b>2. Puerto de llegada/salida / Port of arrival/departure</b>	<b>3A. Fecha llegada/salida / Date arrival/departure</b>
<b>1.2 Número IMO / IMO number</b>		<b>1.3 Distintivo de llamada / Call sign</b>	<b>4. Estado de abanderamiento del buque / Flag state of ship</b>
<a href="#">IC BUQUES</a>		<a href="#">PAIS</a>	
<a href="#">Generar Mensajes OMI / Generating OMI message Todos/ALL</a>			
<a href="#">Generar Mensaje OMI / Generating OMI message</a>			
<a href="#">Importar Mensaje OMI / Import OMI message</a>			
<b>8. Nombre y datos de contacto del agente del buque / Name and contact detail's of ship's agent</b>			
Contacto Datos / Contact Data:	Contacto No. Tel. / Contact Tel. Number	Contacto No. Fax / Contact Fax Number	Contacto Dirección Electrónica / Contact Email
		No. Escala / Scale Number	No. Mensaje Usuario / User message Number
<a href="#">Descarga Tablas de Control / Download Control Tables</a>			
<a href="#">PORTS</a>			
<a href="#">TYPE SHIP</a>			
<b>5. Nombre del capitán / Name of master</b>	<b>6. Último puerto de escala/Próximo puerto de escala / Last port of call/next port of call</b>		<b>7. Certificado de matrícula (puerto; fecha; número) / Certificate of registry (port; date; number)</b>
	<a href="#">PUERTOS DEL MUNDO / PORTS OF THE WORLD</a>		
<b>9. Arqueo bruto / Gross tonnage</b>	<b>10. Arqueo neto / Net tonnage</b>	<b>11. Situación del buque en el puerto (muelle o puesto de atraque) / Position of the ship in the port (berth or station)</b>	
		<a href="#">ATAQUES</a>	
<b>12. ( fin de página ) / ( End Page ) Pormenores someros referentes al viaje / Brief particulars of voyage at Final de Página / End page</b>			
<b>13. Descripción somera de la carga / Brief description of the cargo</b>			
<b>14. Número de miembros de la tripulación (incluido el capitán) / Number of crew (including master)</b>	<b>15. Número de pasajeros / Number of passengers</b>	<b>16. Observaciones / Remarks</b>	
Documentos anexos / Attached documents (indíquese el número de ejemplares) / (indicate number of copies)			
<b>17. Declaración de carga / Cargo declaration</b>		<b>18. Declaración de provisiones del buque / Ship's stores declaration</b>	
<b>19. Lista de la tripulación / Crew list</b>	<b>20. Lista de pasajeros / Passenger List</b>	<b>21. Necesidades del buque en cuanto a instalaciones de recepción de desechos y residuos / The ship's requirements in terms of waste and residue reception facilities</b>	
<b>22. Declaración de efectos de la tripulación / Crew's effects</b>		<b>23. Declaración marítima de sanidad* / Maritime declaration of health(*)</b>	
<b>12. Pormenores someros referentes al viaje (puertos donde el buque ha tocado y va a tocar, subrayar puertos en los cuales la mercancía que permanece a bordo será descargada) / Brief particulars of voyage (previous and subsequent ports of call; underline where remaining cargo will be discharged)</b>			
Puerto / Port	Descarga Mercancía? / Discharge Product?	Observación / Observation	
Adición Pormenores / Details addition			

<input type="radio"/> Llegada/Arrival <input type="radio"/> Salida/Departure				
1.1 Nombre del buque / Name of ship	1.1 Tipo del buque / Type of ship	2. Puerto de llegada/salida / Port of arrival/departure	3A. Fecha llegada/salida / Date arrival/departure	3B. Hora llegada/salida / Time of arrival/departure
1.2 Número IMO / IMO number		1.3 Distintivo de llamada / Call sign	4. Estado de abanderamiento del buque / Flag state of ship	
	TC BUQUES			PAIS

It should complete the data in the template in the following way:  
Common data. They are filled in the first page of the template (OMI-G) and are automatically updated in the rest of the leaves or pages (OMI-T, OMI-P, OMI-B, OMI-AND, and OMI-M).

**READ ONLY ( PAGES: 2 (OMI-T), 3 (OMI-P), 4 (OMI-B), 5 (OMI-E) , 6 (OMI-M) )**

The selection of the type of movement of Entrance or Exit is carried out through the marked one of one of the 2 excluding options in the line 10 of the template excel and automatically it refreshes the cross (X) inside the square in the page "Print ..." of original document of the template.

- According to the value taken in the option in the cell of the template, in the XML file that is generated as a result the **Arrival or Departure** will be:
  - Arrival (1)
  - Departure (2)
- Nombre del Buque / **Name of ship**: Name and Description of the Ship.
- Tipo del Buque / **Type of ship**: Type of ship according to load (3 characters). The line deploys the following options:

NON OFFICIAL TRANSLATION

**002 COASTER CHEMICAL TANKER / BUQUE QUIMICO DE CABOTAJE**

**003 DRY BULK CARRIER /CARGUERO CARGA SECA**

**004 DEEP SEA CHEMICAL TANKER /BUQUE QUIMICO DE TRAVESIA**

**008 SEMI CONTAINER CARRIER /CARGUERO SEMI CONTENERIZADO**

**011 SHIP /BARCO**

**012 TANKER /TANQUE**

**T69 PASSENGER VESSEL /PASAJERO**

**T70 CARGO AND PASSENGER VESSEL /PASAJERO Y CARGA**

**T71 GENERAL CARGO VESSEL /CARGA GENERAL**

**T72 CRUDE OIL TANKER /PETROLERO**

**T73 LIQUEFIED PETROLEUM GAS (LPG) CARRIER /CARGUERO DE PETROLEO**

**T74 LIQUEFIED NATURAL GAS (LNG) CARRIER /CARGUERO GAS NATURAL LI**

**T78 PRODUCT OIL TANKER /TANQUERO DE PETROLEO**

**T79 GRAIN CARRIER /GRANELEROS**

**T90 CONTAINER ONLY VESSEL /CONTENERIZADO**

**T93 FERRY VESSEL /FERRY**

**T85 CEMENT VESSEL / CEMENTERO**

**T86 COAL VESSEL /CARBONERO**

**T87 ORE CARRIER /MINERELO**

**T88 PURE CAR CARRIER /TRANSPORTADOR DE CARRO**

**T89 WAR SHIP /BARCO DE GUERRA**

**T98 SUPPLY SHIP /AVITUALLAMIENTO**

**T94 FISHING VESSEL /BARCO DE PESCA**

**T96 PATROL VESSEL /PATRULLAJE**

**T97 TUG BOAT OR PUSH BOAT/ REMOLCADOR**

**U14 TRAINING VESSEL /BARCO DE ENTRENAMIENTO**

**T80 TIMBER OR LOGS CARRIER**

**T82 WOOD CHIPS CARRIER**

**T83 STEEL PRODUCT VESSEL**

**T84 GRAVEL VESSEL**

**T92 ROLL ON/ROLL OFF VESSEL**

**T95 WORK VESSEL**

**006 BULK / OIL CARRIER**

- Puerto de Llegada/Salida / **Port of arrival/departure:** Port of Cuba (Entrance or exit). Code of 3 characters should be used. (Chart of Control Cuba Customs: puertos.txt)

The line deploys the following options:

031 PUERTO HABANA  
032 PUERTO MARIEL  
041 PUERTO MATANZAS  
042 PUERTO CARDENAS  
051 PUERTO ISABELA  
061 PUERTO CIENFUEGOS  
071 PUERTO CASILDA  
081 PUERTO PALO ALTO  
091 PUERTO NUEVITAS  
092 PUERTO TARAFA  
093 SUBPUERTO BUFADERO  
094 SUBPUERTO PASTELILLO  
101 PUERTO CARUPANO  
102 PUERTO MANATI  
103 PUERTO PADRE  
111 PUERTO NICARO  
112 PUERTO MOA  
113 PUERTO GUAYABAL  
114 PUERTO VITA  
115 PUERTO ANTILLA  
116 PUERTO FELTON  
121 PUERTO MANZANILLO  
122 PUERTO CEIBA HUECA  
131 PUERTO STGO. DE CUBA  
141 PUERTO BOQUERON  
142 PUERTO BARACOA  
991 PUERTO NUEVA GERONA

NON OFFICIAL TRANSLATION

- Fecha de Llegada/Salida / **Date and Time of arrival/departure:** date in format *YYYY-MM-DD*,
- **Time:** time of arrival or Departure in format *mm:ss*
- Número IMO / **IMO Number:** Code IMO of ship, 10 character

Reference: Chart of Control Cuba Customs

(tc\_buques.txt). Observe a link settles down through which can discharge the compressed file , that contain the Charts of Control of Cuba Customs in format txt.

- Distintivo de llamada / **Call Sign:** Not Obligatory.
- Estado de Abanderamiento del Buque/ **Flag state Of ship.** (country or flag) . 2 character

Reference: Chart of Control Cuba Customs (pais.txt) Observe the link associated to data discharged of the Cuba Customs Web page

Observe the link associated to data discharged of the Cuba Customs Web page

8. Nombre y datos de contacto del agente del buque / <b>Name and contact detail's of ship's agent</b>					
Contacto Datos / <b>Contact Data:</b>	Contacto No.Tel. / <b>Contact Tel. Number</b>	Contacto No. Fax / <b>Contact Fax Number</b>	Contacto Dirección Electrónica / <b>Contact Email</b>	No. Escala / <b>Scale Number</b>	No. Mensaje Usuario / <b>User message Number</b>

In this aspect , The details of the contact are indicated (the Contact Details:) It refers to the person or responsible for the transmission)

It should be indicated: Name of the Contact. The rest of the data of the Contact (**Telephone / Fax / E-mail**) . **Fax, Tel. , and Email** ( are Not obligatory )

- Número de escala / **Scale Number** : Scale Number of ship (4 numeric digits)
- Numero del Mensaje del Usuario / **User Message Number:**

the serial of message is a number of order of the different messages sent on a reference document. Each document takes its serial of message number. The serial numeric Number of Order of this Message would be used (1,2,3...)

- In the next line the following data are detailed:

5. Nombre del capitán / <b>Name of master</b>	6. Ultimo puerto de escala/Próximo puerto de escala / <b>Last port of call/next port of call</b>	7. Certificado de matrícula (puerto, fecha, número) / <b>Certificate of registry (port; date; number)</b>
	PUERTOS DEL MUNDO / <b>PORTS OF THE WORLD</b>	

- Nombre del Capitán / **Name of master:** Name of the Captain of the Ship
- Ultimo Puerto de escala / Próximo Puerto de escala/ **Last port of call/next port of call:** Code 5 character. Reference: Chart of Control Cuba Customs (l\_embarque.txt) .Observe the link associated to data discharged of the Cuba Customs Web page
- Certificado de matrícula Puerto / **Certificate of registry (Port):** 5 character  
Observe the link associated to data discharged of the Cuba Customs Web page
- Certificado de matrícula Fecha / **Certificate of registry date:**
- Certificado de matrícula Número / **Certificate of registry number:** Número de Certificado de matrícula del buque.
- In the next line the following data will be added :

9. Arqueo bruto / <b>Gross tonnage</b>	10. Arqueo neto / <b>Net tonnage</b>	11. Situación del buque en el puerto (muelle o puesto de atraque) / <b>Position of the ship in the port (berth or station)</b>
		<a href="#">ATRAQUES</a>

- Arqueo Bruto / **Gross tonnage:** Gross tons of Registration of the Ship
- Arqueo Neto / **Net tonnage :** Net tons of the Registration of the Ship

it is proven that the one Gross tons is bigger than the one Net tons, in the event of not being it, the Not Accepted fact is whitened to force to correct the values of Obligatory information before generating OMI Message.

- Situación del Buque en el Puerto (Muelle ó Puesto de atraque):/ **Position of the ship in the port (berth or station)** Position of the ship in the Port ( ) . 4 character  
Reference: Chart of Control Cuba Customs (atraques.txt)  
Observe the link associated to data discharged of the Cuba Customs Web page

- In this line are announced the data of the details or repetitive that incorporate at the end of paginates.

12. ( fin de página) / ( End Page) Pormenores someros referentes al viaje / <b>Brief particulars of voyage</b>
<b>al Final de Página / End page</b>

The data referred to the details (#12) (repetitive), are not captured here, but at the end of the page, starting from the line 49.

- In the next line the following data will be added:

13. Descripción somera de la carga / <b>Brief description of the cargo</b>

- Descripción somera de la carga / **Brief description of the cargo:**

- In the next line the following data will be added :

14. Número de miembros de la tripulación (incluido el capitán) / <b>Number of crew (including master)</b>	15. Número de pasajeros / <b>Number of passengers</b>	16. Observaciones / <b>Remarks</b>



- Numero de miembros de la tripulacion/ **Number of crew (including master):** Number of members of the crew (included the captain)
- Número de Pasajeros/ **Number of passengers:** Quantity of Passengers, in case the ship the transport.  
If the value is **0**, input the text: **No**
- Observaciones/ **Remarks:** (it is not obligatory)
- In the next block of data :

Documentos anexos / <b>Attached documents</b> (indíquese el número de ejemplares) / (indicate number of copies)	
17. Declaración de carga / <b>Cargo declaration</b>	18. Declaración de provisiones del buque / <b>Ship's stores declaration</b>

- Declaración de Carga / **Cargo declaration:** number of copies of the document Cargo declaration
- Declaración de Provisiones del buque / **Ship's stores declaration:** number of copies of the document Ship's stores declaration

- In the next block of data :

19. Lista de la tripulación / <b>Crew list</b>	20. Lista de pasajeros / <b>Passenger List</b>	21. Necesidades del buque en cuanto a instalaciones de recepción de desechos y residuos / <b>The ship's requirements in terms of waste and residue reception facilities</b>

- Lista de la Tripulación / **Crew list** : number of copies of the document Crew list
- Lista de Pasajeros / **Passenger List:** number of copies of the document Passenger List  
If the value is **0**, input the text: **No**
- Necesidades del buque en cuanto a instalaciones de recepción de desechos y residuos / **The ship's requirements in terms of waste and residue reception facilities:**

- In the next block of data :

22. Declaración de efectos de la tripulación / <b>Crew's effects</b>	23. Declaración marítima de sanidad* / <b>Maritime declaration of health(*)</b>

- Declaración de Efectos de la Tripulación / **Crew's effects declaration:** number of copies of the document Crew's effects declaration
- Declaración Marítima de Sanidad / **Maritime declaration of health** : number of copies of the document Maritime declaration of health

- In the line 12 the following details are detailed:

12. Pormenores someros referentes al viaje (puertos donde el buque ha tocado y va a tocar, subrayar puertos en los cuales la mercancía que permanece a bordo será descargada) / <b>Brief particulars of voyage (previous and subsequent ports of call; underline where remaining cargo will be discharged)</b>		
Puerto / <b>Port</b>	Descarga Mercancía? / <b>Discharge Product?</b>	Observación / <b>Observation</b>

**Brief particulars of voyage (previous and subsequent ports of call; underline where remaining cargo will be discharged)**

- Puerto / **Port:** Code 5 character .
- Descarga mercancía / **Discharge Product?** : (yes or not )
- Observaciones / **Observation:** (It is not obligatory).

18. If you want to add more lines – use the button

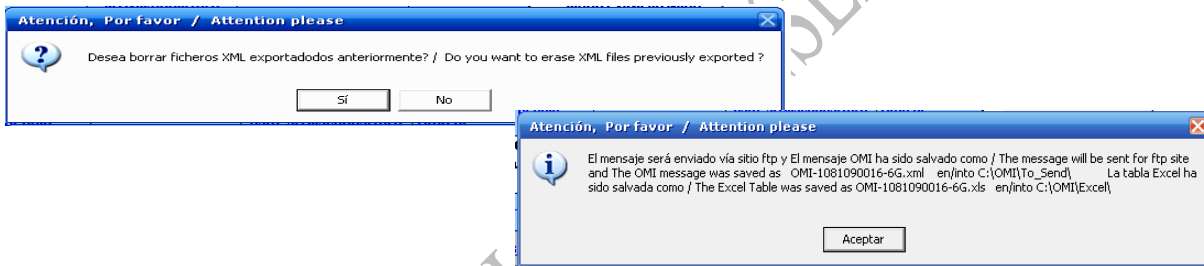


19. When the entrance of data has concluded , it should conform the resulting XML file to send , should send it to the Cuba Customs for that which should give click to the button to **Generating OMI Message** (button located at the beginning of the template in each )



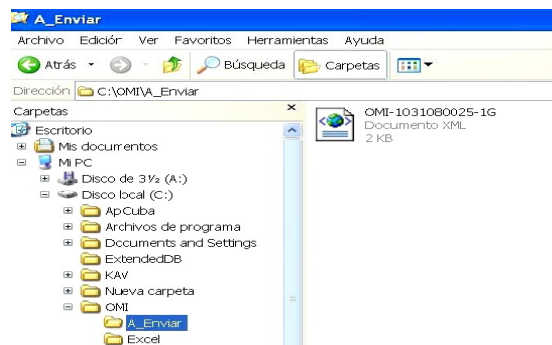
Only in this page of the template (1 - OMI-G), it will be able to generate with this button (**Generating OMI Message ALL**), of a single time, all the files XML at the same time (6 in total), provided all the obligatory data in each page are completed. If in the squares 15 and 20, the text **Not** is specified, the generation of the XML corresponding to OMI-P is omitted. In a similar way one, you will be able to import all the messages from a folder, of a single time (**Import OMI Messages All**), whenever OMI-G exists.

The following informative message will be presented that announce on the location of the chart and the XML file generated and located successfully in the corresponding folder for the revision, send or another operation like the import.

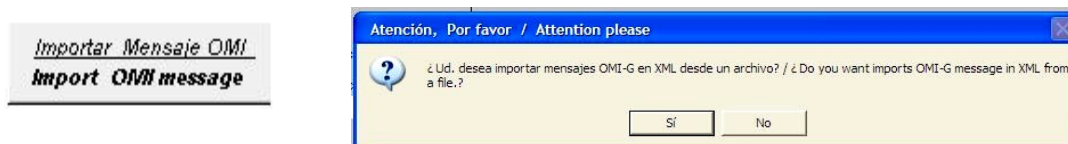


The file will be generated in XML and XLS format and a directory will be created in its disk C:\ with the address **C:\OMI\Excel** and **C:\OMI\To\_Send** (this file is the one that should send to the Cuba Customs in the event of already to have the number of the of the scale.

The generated file will have a similar name to OMI-103108**0025**-1G if already It has scale. In the case of the message of the ship to the consignee using the ship's number IMO, the name would be similar to OMI-103108**1234567**-1G.



Additionally the template has the button **Import XML message**, it will be useful in case you want to see, to already publish a message OMI generated previously.



The button *Update Data*, refresh or update the introduced information or modified in the beginning page of the template (page #1 OMI-G), toward the report of the "print" page that it corresponds to the original format of the OMI Document.

The page # 7 denominated ("*print ...*"), constitutes the page that automatically registers the format of faithful design of the OMI document .



OMI – DECLARACIÓN GENERAL / IMO General Declaration		<input checked="" type="checkbox"/> Llegada/Arrival	<input type="checkbox"/> Salida/Departure
1.1 Nombre y tipo del buque / Name and type of ship		2. Puerto de llegada/salida / Port of arrival@departure	3. Fecha y hora de llegada/salida / Date and time of arrival@departure
1.2 Número IMO / IMO number			
1.3 Distintivo de llamada / Call sign			
4. Estado de abanderamiento del buque / Flag state of ship	5. Nombre del capitán / Name of master	6. Último puerto de escala/Próximo puerto de escala / Last port of call/next port of call	
7. Certificado de matrícula (puerto; fecha; número) / Certificate of registry (port; date; number)		8. Nombre y datos de contacto del agente del buque / Name and contact details of ship's agent	
9. Arqueo bruto / Gross tonnage	10. Arqueo neto / Net tonnage		
11. Situación del buque en el puerto (muelle o puesto de atraque) /			
12. Por menores someros referentes al viaje (puertos donde el buque ha tocado y va a tocar, subrayar puertos en los cuales la / Brief particulars of voyage (previous and subsequent ports of call, underline where remaining cargo / will be discharged)			
13. Descripción somera de la carga / Brief description of the cargo			
14. Número de miembros de la tripulación (incluido el capitán) / Number of crew (including master)		15. Número de pasajeros / Number of passengers	16. Observaciones / Remarks
Documentos anexos / Attached documents (indíquese el número de ejemplares) / (indicate number of copies)			
17. Declaración de carga / Cargo declaration		18. Declaración de provisiones del buque / Ship's stores declaration	21. Necesidades del buque en cuanto a instalaciones de recepción de desechos y residuos / The ship's requirements in
19. Lista de la tripulación / Crew list		20. Lista de pasajeros / Passenger List	
22. Declaración de efectos de la tripulación / Crew's effects declaration (*)		23. Declaración marítima de sanidad / Maritime declaration of health(*)	

## OMI-G Structure Number of the XML message


If has **scale**:

OMI-G-2		CUENTA	
<b>OMI+'-'+'1'+ CODE_PORT_CUBA+</b>	<b>YEAR+</b>	<b>SCALE+'-'+'1'+ G</b>	
(3C)	(3C)	(4N)	No. General order message (1C)
1 Arrival			
2 Departure			
(1C)			


If **doesn't STILL have scale**:

OMI-G-2		OMI-G-1.2		CUENTA	
<b>OMI+'-'+'1'+ CODE_PORT_CUBA+</b>	<b>YEAR+</b>	<b>IMO SHIP+'-'+'1'+G</b>			
(3C)	(3C)	(2C) (7C)		No. General order message (1C)	
1 Arrival					
2 Departure					
(1C)					

## IMO Crew List (OMI-T)



**Información Adelantada / Electronic Advanced Information**  
**DOCUMENTOS OMI / IMO Documents**



**International Maritime Organization**

**Aduana Cuba**
**OMI – LISTA DE LA TRIPULACIÓN / IMO Crew List**
**Versión**

**format : XML**
**marítimo / maritime**
**Cuba Customs**
**2.01**

Instrucciones / Instructions:  
Introduzca los Datos / Please Introduce the data

Los campos sombreados son obligatorios / **Shaded fields are mandatory**

OMI – LISTA DE LA TRIPULACIÓN / IMO Crew List

 Llegada/Arrival
  Salida/Departure

1.1 Nombre del buque / Name of ship	1.1 Tipo del buque / Type of ship	2. Puerto de llegada/salida / Port of arrival/departure	3. Fecha llegada/salida / Date arrival/departure
1.2 Número IMO / IMO number		1.3 Distintivo de llamada / Call sign	4. Estado de abanderamiento del buque / Flag state of ship

8. Apellidos y nombres(s) / Family name, given names			11. Fecha Nacimiento / Da	

7. No	Primer Apellido / Last Name (1)	Primer Nombre / First Name	Segundo Nombre / Middle Name	9. Grado o clase / Rank or rating	10. Nacionalidad / Nationality	Sexo / Gender	Fecha de Nacimiento / Date of birth	Lugar Nacimiento / Place of birth	Identidad (pasaporte del marino) / Nature and No of identity document (seaman's passport)

Adición Tripulante / Add new crew member

Adición 10 Tripulantes / Add new 10 crew member

Generar Mensaje OMI / Generating OMI message

Common data . **READ ONLY** . See pages 5,6 and 7 in this document.

Llegada/Arrival
  Salida/Departure

1.1 Nombre del buque / Name of ship	1.1 Tipo del buque / Type of ship	2. Puerto de llegada/salida / Port of arrival/departure	3. Fecha llegada/salida / Date arrival/departure
1.2 Número IMO / IMO number		1.3 Distintivo de llamada / Call sign	4. Estado de abanderamiento del buque / Flag state of ship

➔ In this line the following data are requested :

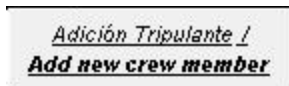
➤ Último Puerto Puerto de escala / **Last scale Port:** Code 5 character  
Reference: Chart of Control Cuba Customs (l\_embarque.txt)  
Observe the link associated to data discharged of the Cuba Customs Web page

7. No	8. Apellidos y nombres(s) / Family name, given names			9. Grado o clase / Rank or rating	10. Nacionalidad / Nationality	Sexo / Gender	11. Fecha y Lugar de Nacimiento / Date and place of birth		6. Indole y número del documento de identidad (pasaporte del marino) / Nature and No of identity document (seaman's passport)
	Primer Apellido / Last Name (1)	Primer Nombre / First Name	Segundo Nombre / Middle Name				Fecha de Nacimiento / Date of birth	Lugar Nacimiento / Place of birth	

- Número / **Number ( item)**: Consecutivo número .Campo implementado en documento OMI original

### **Family name, given names**

- Primer Apellido / **Last Name** :
  - Primer Nombre / **First Name** :
  - Segundo Nombre/ Middle Name : ( Not obligatory)
  - Grado ó Clase / **Rank or rating**:
  - Nacionalidad / **Nationality**:
  - Fecha de Nacimiento / **Date of birth**:
  - Lugar de Nacimiento / **Place of birth**:
  - Indole y Número del Documento de Identidad ( Pasaporte del marino) / **Nature and No of identity document (seaman's passport) :**
  - Sexo / **Gender**: Gender or sex .
- If you want to add more lines (one line or 10 lines)– use the button



- When the entrance of data has concluded , it should conform the resulting XML file to send for that which should give click to the button to **Generating OMI Message** (button located at the beginning of the template in each page) In this way the XML file will be generated.



The following informative messages will be presented that announce on the location of the chart and the XML file generated and to perform other operation like the import. .



The file will be generated in XML and XLS format and a directory will be created in its disk C:\ with the address C:\OMI\Excel and C:\OMI\To\_Send (this file is the one that should send to the Cuba Customs in the event of already to have the number of the of the scale.

The generated file will have a similar name to OMI-103108**0025**-1**T.xml** if already it has scale. In the case of the message of the ship to the consignee using the ship's number IMO, the name would be similar to OMI-103108**1234567**-1T.

Additionally the template has the button ***Import XML message***, it will be useful in case you want to see, to already publish a OMI message generated previously.

*Importar Mensaje OMI*  
***import OMI message***

It refreshes or updates automatically the introduced information or modified in page of the template (page #2 OMI-T), toward the report of the "print" page that it corresponds to the original format of the OMI Document. The page # 8 denominated ("**print** ..."), constitutes the page that automatically registers the format of faithful design of the OMI document.



NON OFFICIAL TRANSLATION

OMI – LISTA DE LA TRIPULACIÓN / IMO Crew List

Llegada/Arrival       Salida/Departure

<b>1.1 Nombre y tipo del buque</b> Name of ship		<b>2. Puerto de llegada/salida</b> / Port of arrival / departure	<b>3. Fecha de llegada/salida</b> / Date of arrival / departure		
<b>1.2 Número IMO</b> IMO number					
<b>1.3 Distintivo de llamada</b> Call sign					
<b>4. Estado de abanderamiento</b> / Nationality of ship	<b>5. Último puerto de escala</b> / Port arrived from		<b>6. Índice y número del documento de identidad</b> (pasaporte del marino) / Nature and No of identity document (seaman's passport)		
<b>7. No</b>	<b>8. Apellidos y nombres(s)</b> / Family name, given names	<b>9. Grado o clase</b> / Rank or rating	<b>10. Nacionalidad</b> / Nationality	<b>11. Fecha y lugar de nacimiento</b> / Date and place of birth	

**OMI-T Structure Number of the XML message**

If has **scale**:  
:


OMI-T-2                      CUENTA  
**OMI+'-'+'1'+ CODE\_PORT\_CUBA+YEAR+SCALE+'-'+'1'+T**  
 (3C)                      (3C)                      (2C)                      (4N)                      No. Tripulante (Crew)  
                                 1 Arrival                      order  
                                 2 Departure                   message  
                                 (1C)                                  (1C)

If **doesn't STILL have scale**:

OMI-T-2                      OMI-T-1.2                      CUENTA  
**OMI+'-'+'1'+ CODE\_PORT\_CUBA+YEAR+IMO SHIP+'-'+'1'+T**  
 (3C)                      (3C)                      (2C)                      (7C)                      No. Tripulante (Crew)  
                                 1 Arrival                      order  
                                 2 Departure                   message  
                                 (1C)                                  (1C)




## IMO Passenger List (OMI-P)



Aduana General de la República de Cuba

Información Adelantada / Electronic Advanced Information  
DOCUMENTOS OMI / IMO Documents



International Maritime Organization

Aduana Cuba
OMI – LISTA DE PASAJEROS / IMO Passenger List
Versión 2.01

format : XML
marítimo / maritime
Cuba Customs

Instrucciones / Instructions:  
Introduzca los Datos / Please Introduce the data

Los campos sombreados son obligatorios / Shaded fields are mandatory

Llegada/Arrival
  Salida/Departure

OMI – LISTA DE PASAJEROS / IMO Passenger List

1.1 Nombre del buque / Name of ship	1.1 Tipo del buque / Type of ship	2. Puerto de llegada/salida / Port of arrival/departure	3. Fecha llegada/salida / Date arrival/departure
1.2 Número IMO / IMO number		1.3 Distintivo de llamada / Call sign	4. Estado de abanderamiento del buque / Flag state of ship

PUERTOS DEL MUNDO / PORTS OF THE WORLD

Generar Mensaje OMI / Generating OMI

Importar Mensaje OMI / Import OMI message

Primer Apellido / Last Name (1)	Primer Nombre / First Name	Segundo Nombre / Middle Name	Nacionalidad / Nationality	Sexo / Gender	Fecha de Nacimiento / Date of birth	Lugar Nacimiento / Place of birth	Tipo Documento Identidad / Type identity document	Número serie documento identidad / Serial number identity document	Puerto de Embarco / Port of embarkation	Puerto de desembarco / Port of disembarkation	Pasajero en tránsito? / Transit passenger or not

Adición de Pasajeros / Add new passenger

Adición de 10 Pasajeros / Add 10 new passenger

Generar Mensaje OMI / Generating OMI message

Common data . **READ ONLY** . See pages 5,6 and 7 in this document.

Llegada/Arrival
  Salida/Departure

1.1 Nombre del buque / Name of ship	1.1 Tipo del buque / Type of ship	2. Puerto de llegada/salida / Port of arrival/departure	3. Fecha llegada/salida / Date arrival/departure
1.2 Número IMO / IMO number		1.3 Distintivo de llamada / Call sign	4. Estado de abanderamiento del buque / Flag state of ship



- In this line the following data are requested:

Primer Apellido / <b>Last Name</b> (1)	Primer Nombre / <b>First Name</b>	Segundo Nombre / <b>Middle Name</b>	Nacionalidad / <b>Nationality</b>	Sexo / <b>Gender</b>	Fecha de Nacimiento / <b>Date of birth</b>	Lugar Nacimiento / <b>Place of birth</b>	Tipo Documento Identidad / <b>Type identity document</b>	Número serie documento Identidad / <b>Serial number identity document</b>	Puerto de Embarco / <b>Port of embarka tion</b>	Puerto de desembarco / <b>Port of disembarkation</b>	Pasajero en tránsito? / <b>Transit passen ger or not</b>

- Primer Apellido / **Last Name** :
- Primer Nombre / **First Name** :
- Segundo Nombre/ Middle Name : ( Not obligatory)
- Nacionalidad / **Nationality**:
- Fecha de Nacimiento / **Date of birth**:
- Lugar de Nacimiento / **Place of birth**:
- Tipo de Documento de Identidad / **Type identity Document**:  
P = Pasaporte / **P = Passport**  
V = Visa / **V = Visa**  
A = Residente Permanente/ Tarjeta de Registro / **A = Permanent Resident/US Alien Registration Card**  
F =Facilitación Documento autorizado / **F = Authorized Facilitation Document**
- Número de serie de Documento de Identidad / **Serial Number identity document** :
- Puerto de Embarco / **Port of embarkation**: Code 5 character  
Reference: Chart of Control Cuba Customs (L\_embarque.txt)  
Observe the link associated to data discharged of the Cuba Customs Web page
- Puerto de Desembarco / **Port of disembarkation**: Code 5 character  
Reference: Chart of Control Cuba Customs (L\_embarque.txt)  
Observe the link associated to data discharged of the Cuba Customs Web page
- Pasajero en tránsito / **Transit Passenger or not** : Yes or Not
- Sexo / **Gender**: Gender or sex :

- If you want to add more lines ( one or ten lines each time) – use the button

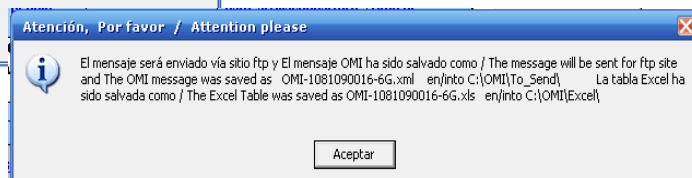
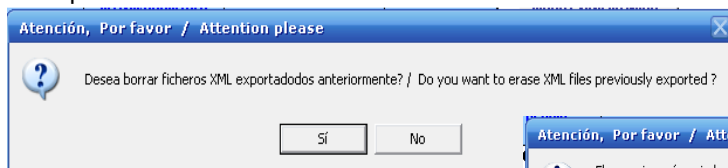
Adición de Pasajeros/  
**Add new passenger**

Adición de 10 Pasajeros/  
**Add 10 new passenger**

- When the entrance of data has concluded , it should conform the resulting XML file to send , for that which should give click to the button to Generating OMI Message (button located in each page, at the beginning of the

Generar Mensaje OMI  
**Generating OMI message**

The following informative messages will be presented that announce on the location of the chart and the XML file generated and located successfully in the corresponding folder for the revision, send or another operation like the import. .





## OMI-P Structure Number of the XML message

If has **scale**:

	OMI-P-2			CUENTA
<b>OMI+'-'+'1'+</b>	<b>CODE_PORT_CUBA+</b>	<b>YEAR+</b>	<b>SCALE+'-'+'1'+</b>	<b>P</b>
(3C)	(3C)	(2C)	(4N)	No. Passenger
1 Arrival				order
2 Departure				message
(1C)				(1C)

---

If **doesn't STILL have scale**:

	OMI-P-2		OMI-P-1.2	CUENTA
<b>OMI+'-'+'1'+</b>	<b>CODE_PORT_CUBA+</b>	<b>YEAR+</b>	<b>IMO SHIP+'-'+'1'+</b>	<b>P</b>
(3C)	(3C)	(2C)	(7C)	No. Passenger
1 Arrival				order
2 Departure				message
(1C)				(1C)

---

NON OFFICIAL TRANSLATION

## Crew's Effects Declaration (OMI-E)

Instrucciones / Instructions:

Introduzca los Datos / Please Introduce the data

Los campos sombreados son obligatorios / Shaded fields are mandatory

Llegada/Arrival     Salida/Departure

OMI – DECLARACIÓN EFECTOS TRIPULANTES / IMO Crew's Effects Declaration

<b>1.1</b> Nombre del buque / <b>Name of ship</b>	<b>1.1</b> Tipo del buque / <b>Type of ship</b>	<b>2.</b> Puerto de llegada/salida / <b>Port of arrival/departure</b>	<b>3.</b> Fecha llegada/salida / <b>Date arrival/departure</b>
<b>1.2</b> Número IMO / <b>IMO number</b>		<b>1.3</b> Distintivo de llamada / <b>Call sign</b>	<b>4.</b> Estado de abanderamiento del buque / <b>Flag state of ship</b>

**PUERTOS DEL MUNDO /**  
**PORTS OF THE WORLD**

[Generar Mensaje OMI](#)  
**Generating OMI**

[Importar Mensaje OMI](#)  
**Import OMI message**

5 Apellidos y nombres(s) / <b>Family name, given names</b>					6 <b>Efectos / Effects</b>			
Número / <b>Number</b>	Primer Apellido / <b>Last Name (1)</b>	Primer Nombre / <b>First Name</b>	Segundo Nombre / <b>Middle Name</b>	9. Grado o clase / <b>Rank or rating</b>	Tipo Producto / <b>Type of product</b>	Cantidad / <b>Quantity</b>	Modelo / <b>Model</b>	Marca / <b>Mark</b>
1	GARCIA	JUAN	PEDRO	TTE	TV	2,000	SONY	234

[Adición de Tripulante](#)  
**Efectos / Add Crew Effect**

[Adición 10 Tripulantes](#)  
[Efectos /](#)  
[Add new 10 crew Effect](#)

[Generar Mensaje OMI](#)  
**Generating OMI message**

NON OMI

Common data . **READ ONLY** . See pages 5,6 and 7 in this document.

Llegada/Arrival     Salida/Departure

<b>1.1</b> Nombre del buque / <b>Name of ship</b>	<b>1.1</b> Tipo del buque / <b>Type of ship</b>	<b>2.</b> Puerto de llegada/salida / <b>Port of arrival/departure</b>	<b>3.</b> Fecha llegada/salida / <b>Date arrival/departure</b>
<b>1.2</b> Número IMO / <b>IMO number</b>		<b>1.3</b> Distintivo de llamada / <b>Call sign</b>	<b>4.</b> Estado de abanderamiento del buque / <b>Flag state of ship</b>

- In this line the following data are requested:

5 Apellidos y nombres(s) / Family name, given names				2. Efectos sometidos a regimen de adeudo u objeto de prohibicion o limitacion cuantitativa / Effects ineligible for relief from customs duties and taxes or subject to prohibitions or restrictions (*)				
6				Efectos / Effects				
Número / Number	Primer Apellido / Last Name (1)	Primer Nombre / First Name	Segundo Nombre / Middle Name	9. Grado o clase / Rank or rating	Tipo Producto / Type of product	Cantidad / Quantity	Modelo / Model	Marca / Mark
1	GARCIA	JUAN	PEDRO	TTE	TV	2,000	SONY	234

- **Número / Number** : Serial number . Field implemented in original IMO document.

**Family name, given names:**

- **Primer Apellido / Last Name**
- **Primer Nombre / First Name** :
- **Segundo Nombre / Middle Name** : ( Not obligatory)
- **Grado ó Clase / Rank or rating**:

**Efectos / Effects:**

- **Tipo de Producto / Type of product**:
- **Cantidad / Quantity**:
- **Modelo / Model**: ( Not obligatory)
- **Marca / Mark**: ( Not obligatory)

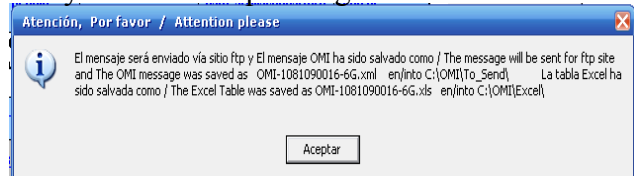
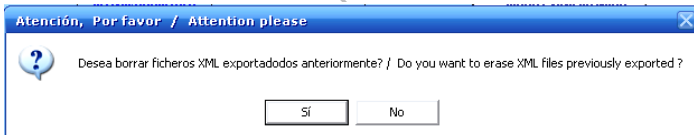
- If you want to add more lines – Use the button :



- When the entrance of data has concluded , it should conform the resulting XML file to send for that which should give click to the button to Generating OMI Message (button located at the beginning of the template in each page)



The following informative messages will be presented that announce on the location of the chart and the XML file generated and located successfully in the corresponding folder for the revision, send or another operation like the import.



The file will be generated in XML and XLS format and a directory will be created in its disk C:\ with the address C:\OMI\Excel and C:\OMI\To\_Send (this file is the one that should send to the Cuba Customs in the event of already to have the number of the of the scale

The generated file will have a similar name to OMI-103108**0025-1E** if already It has scale. In the case of the message of the ship to the consignee using the ship's number IMO, the name would be similar to OMI-103108**1234567-1E**.



## IMO Ship's Stores Declaration (OMI-B)



Información Adelantada / Electronic Advanced Information  
DOCUMENTOS OMI / IMO Documents



International Maritime Organization

Aduana Cuba

OMI – PROVISIONES DEL BUQUE / IMO Ship's Stores Declaration

Versión

format : XML

marítimo | maritime

Cuba Customs

2.01

Instrucciones / Instructions:

Introduzca los Datos / Please Introduce the data

Los campos sombreados son obligatorios / Shaded fields are mandatory

PUERTOS DEL MUNDO /  
PORTS OF THE WORLDS

Llegada/Arrival  Salida/Departure

OMI – PROVISIONES DEL BUQUE / IMO Ship's Stores Declaration

1.1 Nombre del buque / Name of ship	1.1 Tipo del buque / Type of ship	2. Puerto de llegada/salida / Port of arrival/departure	3. Fecha llegada/salida / Date arrival/departure
1.2 Número IMO / IMO number		1.3 Distintivo de llamada / Call sign	4. Estado de abanderamiento del buque / Flag state of ship

[Generar Mensaje OMI /  
Generating OMI message](#)

[Importar Mensaje OMI /  
Import OMI message](#)

Ultimo puerto de escala/Próximo puerto de escala / Last Port of call/next Port of call	Número de personas a bordo / Number of persons on board	Periodo de Permanencia / Period of stay	Lugar de Almacenamiento / Place of storage

9 Nombre del artículo / Name of article	10 Cantidad Numérica y Unidad de Medida / Numeric Quantity and	
	Cantidad / Quantity	

[Adición Artículos /  
Article Addition](#)

[Generar Mensaje OMI /  
Generating OMI message](#)

Common data . **READ ONLY** . See pages 5,6 and 7 in this document.

Llegada/Arrival  Salida/Departure

1.1 Nombre del buque / Name of ship	1.1 Tipo del buque / Type of ship	2. Puerto de llegada/salida / Port of arrival/departure	3. Fecha llegada/salida / Date arrival/departure
1.2 Número IMO / IMO number		1.3 Distintivo de llamada / Call sign	4. Estado de abanderamiento del buque / Flag state of ship

- In this line the following data are requested :

Ultimo puerto de escala/Próximo puerto de escala / Last Port of call/next Port of call	Número de personas a bordo / Number of persons on board	Periodo de Permanencia / Period of stay	Lugar de Almacenamiento / Place of storage



- Ultimo Puerto de escala /Próximo Puerto de escala/ **Last port of call/next port of call:** Code 5 character. Reference: Chart of Control Cuba Customs (l\_embarque.txt)  
Observe the link associated to data discharged of the Cuba Customs Web page.
  - Número de personas a Bordo / **Number of persons on board** : serial number . Field implemented in original OMI document
  - Período de Permanencia / **Periodo of stay** : Period of permanency in port, when it is EXIT.
  - Lugar de Almacenamiento / **Place of storage** : Place of storage of the provisions
- In the next line the following data are detailed :

9	10 Cantidad Numérica y Unidad de Medida / <b>Numeric Quantity and</b>	
Nombre del artículo / <b>Name of article</b>	Cantidad / <b>Quantity</b>	

- Nombre del Artículo / **Name of article** : Description of the product. They are related in the own document.
- Cantidad / **Quantity** : Numeric quantity
- Unidad de Medida / **Measuring Unit:**

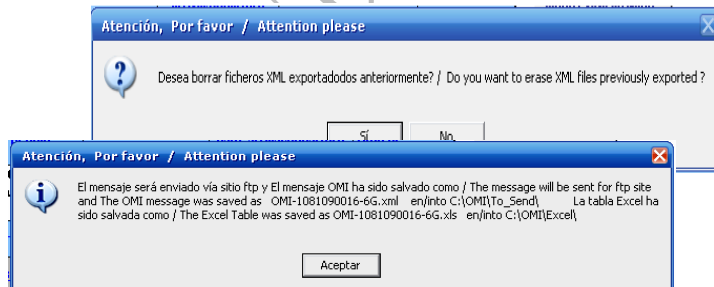
- If you want to add more lines – Use the button



- When the entrance of data has concluded , , it should conform the resulting XML file to send for that which should give click to the button to *Generating OMI Message* (button located at the beginning of the template in each page)



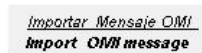
The following informative messages will be presented that announce on the location of the chart and the XML file generated and located successfully in the corresponding folder for the revision, send or another operation like the import.



he file will be generated in XML and XLS format and a directory will be created in its disk C:\ with the address *C:\OMI\Excel* and *C:\OMI\To\_Send* (this file is the one that should send to the Cuba Customs in the event of already to have the number of the of the scale.

The generated file will have a similar name to OMI-103108**0025-1B** if already It has scale. In the case of the message of the ship to the consignee using the ship's number IMO, the name would be similar to OMI-103108**1234567-1B**.

Additionally the template has the button *Import XML message* , it will be useful in case you want to see, to already publish a message OMI generated previously.







## Dangerous Good Declaration (OMI-M)

**Información Adelantada / Electronic Advanced Information**  
**DOCUMENTOS OMI / IMO Documents**

**Aduana Cuba OMI-MANIFIESTO DE MERCANCIAS PELIGROSAS / IMO Dangerous Goods Declaration**

format : XML    *marítimo / maritime*    Cuba Customs    **Versión 2.01**

**PUERTOS DEL MUNDO / PORTS OF THE WORLD**

*Generar Mensaje OMI / Generating OMI message*

Instrucciones / Instructions:  
Introduzca los Datos / Please Introduce the data

Los campos sombreados son obligatorios / Shaded fields are mandatory

Llegada/Arrival     Salida/Departure

*Generar Mensaje OMI / Generating OMI message*

*Importar Mensaje OMI / Import OMI message*

OMI-MANIFIESTO DE MERCANCIAS PELIGROSAS / IMO Dangerous Goods Declaration

1.1 Nombre del buque / Name of ship	1.1 Tipo del buque / Type of ship	2. Puerto de llegada/salida / Port of arrival/departure	3. Fecha llegada/salida / Date arrival/departure
1.2 Número IMO / IMO number	1.3 Distintivo de llamada / Call sign	4. Estado de abanderamiento del buque / Flag state of ship	

Nombre del Capitán / Name of Master	Puerto Carga / Port of Load	Puerto Descarga / Port of Discharge	Referencia del Viaje / Reference of

12	13	14	15	16	17	18	19	20	21	22	23	24			
Número de Reserva/Reference	Identificación del Contenedor / No. Identificación / Container No.	No de Matriculación del Vehículo / Vehicle Registration No.	Número de Bultos / Number of Packages	Tipo de Bultos / Kind of Packages	Nombre Oficial de Transportador / Hauler's Name	Clase / Class	No. ONU	Grupo de Embalaje / Packing Group	Riesgo(s) Subsidiario(s) / Subsidiary Risk	Punto de inflamación (°C, cc) / Inflammation Point (°C, cc)	Contaminante del mar / Polluting agent sea	Bruto / Gross	Neto / Tare	Fem / Emergency Chip	Lugar de Estiba a bordo / Stowage Place or board

Adición Mercancías / Goods Addition

*Generar Mensaje OMI / Generating OMI*

Common data . **READ ONLY** . See pages 5,6 and 7 in this document.

Llegada/Arrival     Salida/Departure

1.1 Nombre del buque / Name of ship	1.1 Tipo del buque / Type of ship	2. Puerto de llegada/salida / Port of arrival/departure	3. Fecha llegada/salida / Date arrival/departure
1.2 Número IMO / IMO number		1.3 Distintivo de llamada / Call sign	4. Estado de abanderamiento del buque / Flag state of ship

- In the next line the following data are requested :

Nombre del Capitán / Name of Master	Puerto Carga / Port of Load	Puerto Descarga / Port of Discharge	Referencia del Viaje / Reference of

Nombre del Capitán / **Name of Master** : Name of the captain's ship.

Puerto de Carga / **Port of Load** : code 5 character .  
 Reference: Chart of Control Cuba Customs (L\_embarque.txt)  
 Observe the link associated to data discharged of the Cuba Customs Web page

Puerto de Descarga / **Port of Discharge**: code 5 character .  
 Reference: Chart of Control Cuba Customs (L\_embarque.txt)  
 Observe the link associated to data discharged of the Cuba Customs Web page

Referencia del Viaje/ **Reference of the travel** :

- In this line the following data are requested:

## SEGMENT 1

12	13 Marcas y Números / <b>Mark and Numbers</b>		14 Número y Tipo de Bultos / <b>Number and Kind of Packages</b>		15	16	17
Número de Reserva/Referencia / <b>Number Reserve/Reference</b>	No. de Identificación del Contenedor / <b>No. Identification Container</b>	No. de Matrícula del Vehículo / <b>Vehicle Registration No.</b>	Número de Bultos / <b>Number of Packages</b>	Tipo de Bultos / <b>Kind of Packages</b>	Nombre Oficial de Transporte / <b>Hauler's Name</b>	Clase / <b>Class</b>	No. ONU

- **Número de Reserva / Number Reserve Referente:**  
Reference: serial number . Field implemented in original IMO document
- **Número de Referencia del Contenedor / Number identification Container :**
- **Número de Matrícula del Vehículo / Vehicle Registration No. :**
- **Número de Bultos / Number of Packages :**
- **Tipo de Bultos / Kind of Packages:**
- **Nombre Oficial del Transporte / Hauler's Name :** Correct name of Expedition
- **Clase / Class:**
- **Número ONU:**

## SEGMENT 2

18	19	20	21	22 Masa / <b>Mass (Kg)</b>		23	24
Grupo de Embalaje / <b>Packing Group</b>	Riesgo(s) Subsidiario(s) / <b>Subsidiary Risk</b>	Punto de Inflamación (°C, cc) / <b>Inflammation Point (°C, cc)</b>	Contaminante del mar / <b>Polluting agent sea</b>	Bruta / <b>Gross</b>	Neta / <b>Tare</b>	Fem / <b>Emergency Chip</b>	Lugar de Estiba a bordo / <b>Stowage Place on board</b>

- **Grupo de Embalaje / Packing Group:**
- **Riesgos Subsidiarios / Subsidiary Risk:**
- **Punto de Inflamación / Inflammation Point (°C, cc) :** Inflammation point (in centigrade grades)
- **Contaminante del Mar / Polluting agent sea :**
- **Masa Bruta / Gross:**
- **Masa Neta / Tare :**
- **FEm / Emergency Chip :** Record of Emergency



## OMI-M Structure Number of the XML message OMI-M

If has **scale**:

	OMI-M-2			CUENTA
<b>OMI+'-'+'1'+</b>	<b>CODE_PORT_CUBA+</b>	<b>YEAR+</b>	<b>SCALE+'-'+'1'+</b>	<b>M</b>
(3C)	(3C)	(2C)	(4N)	No. <b>Mercancías</b> (Good)
	1 Arrival			order
	2 Departure			message
	(1C)			(1C)

---

If **doesn't STILL have scale**:

	OMI-M-2		OMI-M-1.2	CUENTA
<b>OMI+'-'+'1'+</b>	<b>CODE_PORT_CUBA+</b>	<b>YEAR+</b>	<b>IMO SHIP+'-'+'1'+</b>	<b>M</b>
(3C)	(3C)	(2C)	(7C)	No. <b>Mercancías</b> (Good)
	1 Arrival			order
	2 Departure			message
	(1C)			(1C)

NON OFFICIAL TRANSLATION